


Soufrière Hills, Montserrat Volcano Model

(not to scale)



What you will need:



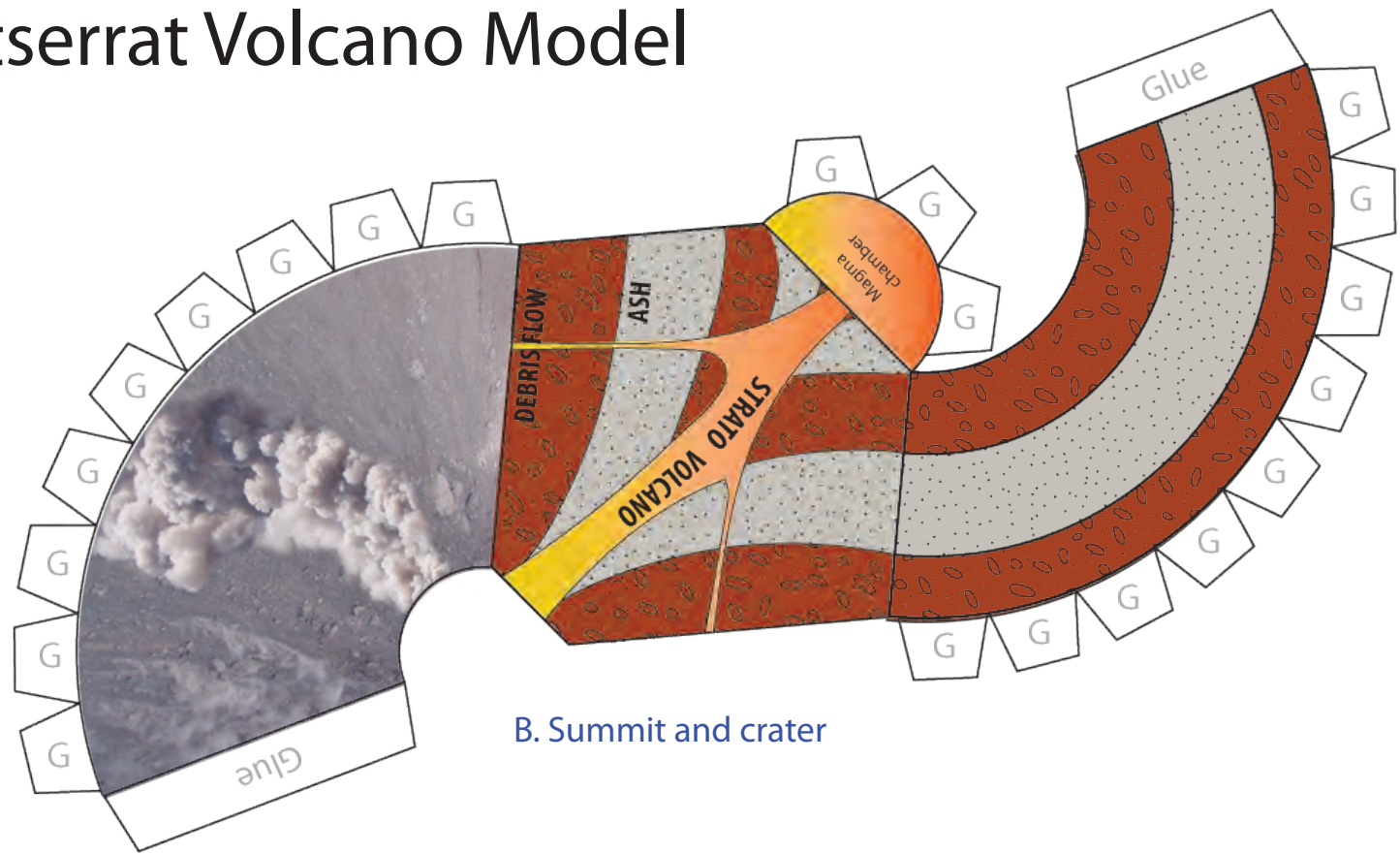
1. Cut around the 2 parts of the model — you may need to get an adult to help you
 A. Base
 B. Summit and crater
2. **Base:** cut out the hole in the middle of the base
3. **Base:** fold along the thick black lines and glue tabs to make-up the model like a box lid. Allow to dry.
4. **Summit and crater:** fold as shown in the images on page 2. Half the 'cone' points downwards.
5. Glue the summit and crater to the base as shown in the image on page 2.

Glue	The Soufrière Hills Volcano, on the Caribbean island of Montserrat, has been erupting since 1995.....	Glue
Glue	© BGS, NERC 2012	Glue

Soufrière Hills, Montserrat Volcano Model

(not to scale)

1. Cut around the 2 parts of the model




B. Summit and crater

2. Making the base



3. Assembling the summit and crater



4. The finished model

